

Arm Chairs

ORIGIN: China **USE:** Indoor **WARRANTY:** 12 Months

DIMENSIONS:

Timber Leg



 10.2 - 10.5 kg

Metal Leg



 10.5 - 10.8 kg

Sled



 10.9 - 11.2 kg

Castor V2



 12 - 12.3 kg

CODES:

Timber Light Oak - KACCOTILOGCL/ DE/ NY/ SL/ ST
- KACCOTILOUUP

Timber Light Walnut - KACCOTILWGCL/ DE/ NY/ SL/ ST
- KACCOTILWUUP

Mild Steel Birch - KACCOMEBEGCL/ DE/ NY/ SL/ ST
- KACCOMEBEUUP

Mild Steel Light Oak - KACCOMEOGCL/ DE/ NY/ SL/ ST
- KACCOMEOUUP

Mild Steel Light Walnut - KACCOMELWGCL/ DE/ NY/ SL/ ST
- KACCOMELWUUP

Mild Steel Black - KACCOMEBKGCL/ DE/ NY/ SL/ ST
- KACCOMEBKUUP

Sled - KACCOSLBKGCL/ DE/ NY/ SL/ ST
- KACCOSLBKUUP

Castor V2 - KACCOCV2BKGCL/ DE/ NY/ SL/ ST
- KACCOCV2BKUUP

ASSEMBLY:


[4 Leg Chair -->](#) [Sled -->](#) [Castor -->](#)

Arm Chairs

SHELL FINISHES:

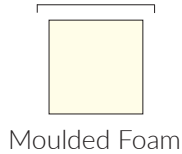
WARWICK

Gravity




Ezfun:

Unupholstered




FRAME FINISHES:

Solid Ash



Mild Steel



Arm Chairs

PRODUCT MAINTENANCE:

Solid Timber

1. Regularly dust surface with damp cloth.
2. Wash with non-abrasive, solvent free and PH neutral cleaning products.
3. Always dry with a lint free cloth.
4. Apply commercial grade timber oil or polish with a lint free cloth.

DO NOT: Use abrasive pads, brushes, or cleaners like steel wool, as it will scratch the surface.

DO NOT: Use detergents, glass cleaner, harsh chemicals, or any solvent or ammonia based cleaners.

DO NOT: Place in direct sunlight.

Powder Coated Mild Steel:

1. Regularly dust surface with damp cloth.
2. Wash with a soft cloth and warm soapy water.
3. Always dry with a lint free cloth.

DO NOT: Use abrasive pads, brushes, or cleaners like steel wool, as it will scratch the surface.

DO NOT: Use powder, concentrated detergents, or silicone-based furniture polishes.

Warwick Fabrics:

1. Regularly vacuum using low suction.
2. Protect from direct sunlight.
3. Treat spills and stains as soon as possible;
 1. Gently scrape any soil or mop any liquid from the surface of the fabric.
 2. Apply upholstery shampoo cleaning agents strictly according to instructions to remove the residue of the spill.
 3. Dry in shade away from direct heat, allow to dry thoroughly before re-use.

DO NOT: Remove cushion covers for separate cleaning or washing, even though they may have zippers.

DO NOT: Saturate the fabric or interior with water or other cleaning liquids.

DO NOT: Use dish washing or laundry detergents.

DO NOT: Scrub with a stiff brush.

NOTE: Annual professional cleaning is highly recommended.

NOTE: Water-based soil resist fabric protector treatments are available and should always be done.

NOTE: Pilling can occur occasionally as a result of normal daily wear and should not be considered as a fault. Fibre pills can be removed by a battery operated pilling tool available from most haberdashery stores.

NOTE: Orientation of pile fibres will be disrupted when sat upon, resulting in an apparently different shade on contact areas. This disruption of the pile fibres and consequent apparent colour change are inherent characteristics and should not be considered as defects.